


THIS IS A CONCEPT DRAWING, DIMENSIONS SHOWN ARE REPRESENTATIVE. TO ADAPT THIS CONCEPT TO MEET PROJECT SPECIFIC DESIGN REQUIREMENTS, FORWARD YOUR REQUEST TO POLIGON CUSTOMER SERVICE.



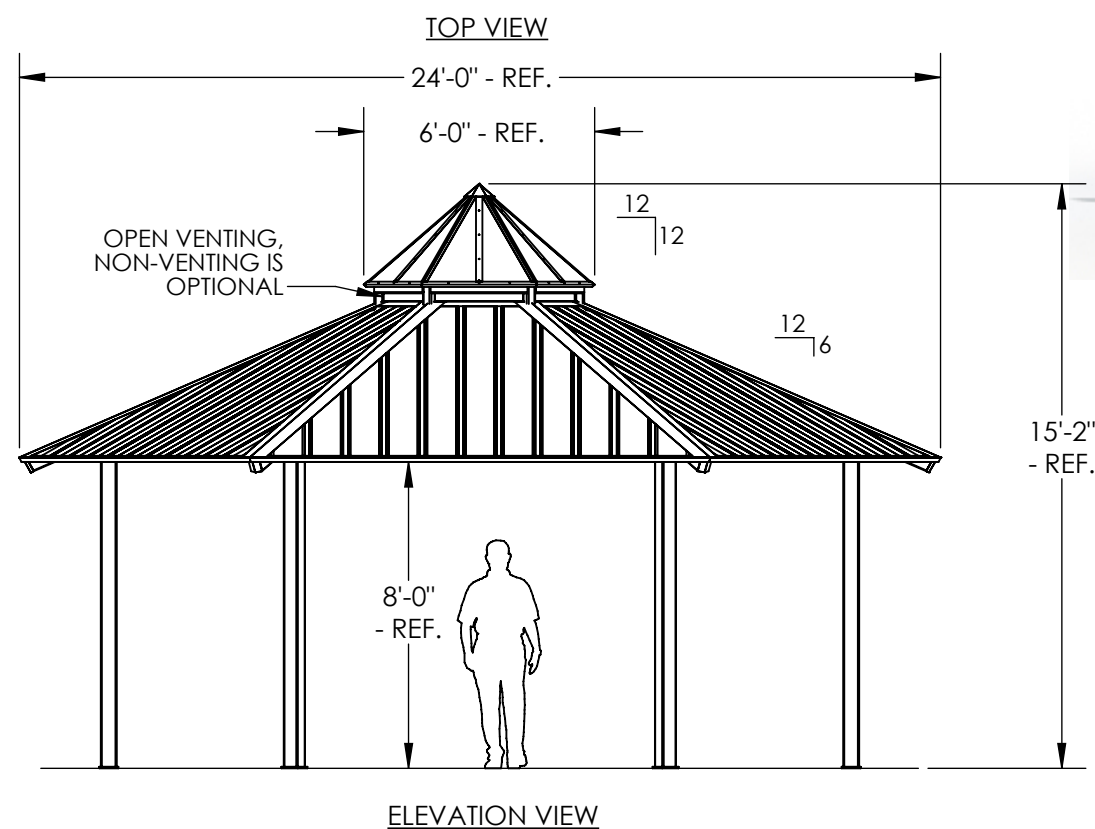
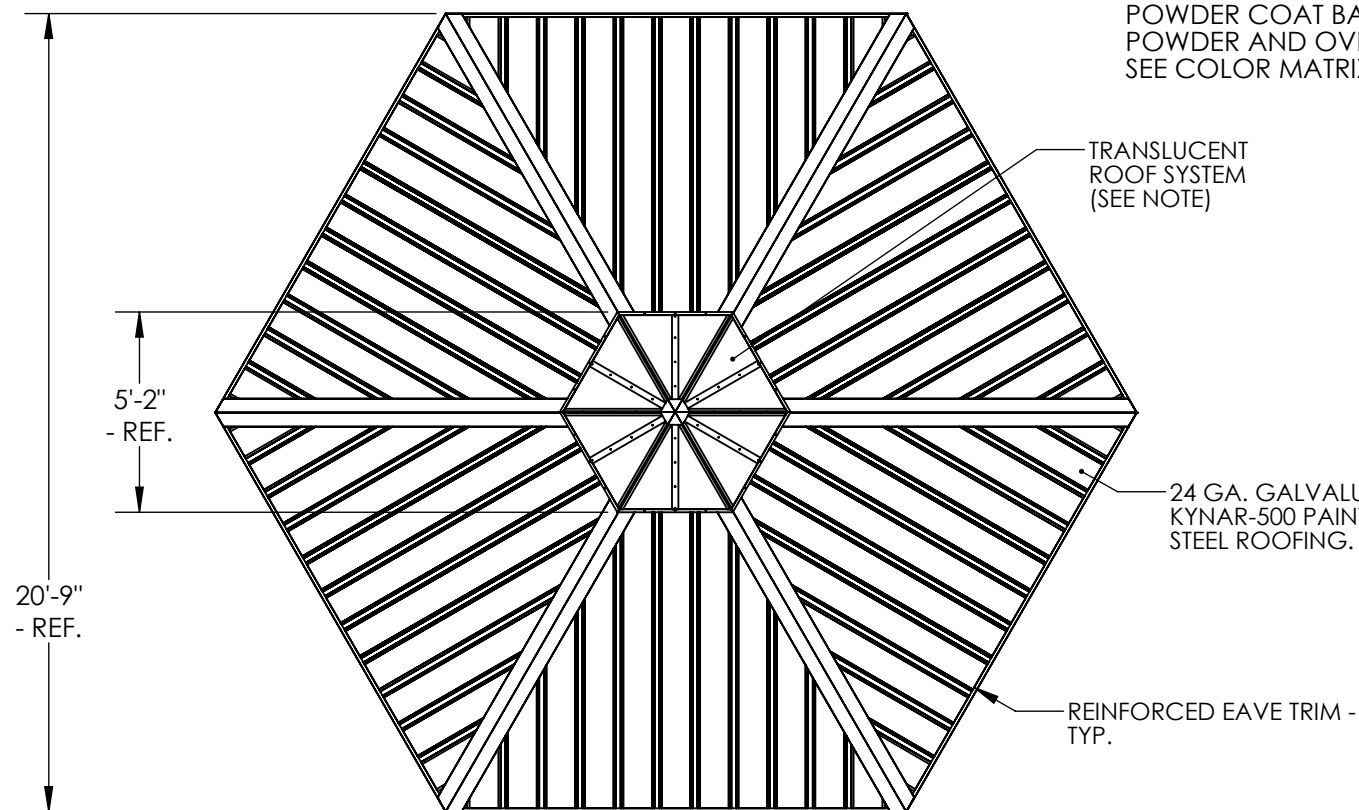
PORTERCORP HAS EARNED A **PCI-4000 CERTIFICATION** FROM THE GLOBALLY RECOGNIZED POWDER COATING INSTITUTE (PCI). QUALITY FINISHING IS CRUTAL TO THE LONG TERM PERFORMANCE OF SHELTER STRUCTURES. THIS CERTIFICATION UNDERSCORES THE COMMITMENT PORTERCORP HAS MADE TO MANUFACTURING QUALITY PRODUCTS.

FRAME AND ORNAMENTATION FINISH:

MEMBERS SHOT BLASTED TO NEAR WHITE CONDITION (\$SPC SP-10), WASHED AND SEALED IN A PHOSPHATE SPRAY, COATED WITH AN EPOXY PRIMER POWDER COAT BASE, OVER COATED WITH A SUPER DURABLE TGIC POLYESTER POWDER AND OVEN CURED. SEE COLOR MATRIX (WWW.POLIGON.COM) FOR AVAILABLE COLORS.



NIGHT VIEW (WITH INTERIOR LIGHTING)



CUPOLA: LANTERN CUPOLA ALLOWS DAYLIGHT INTO THE SHELTER INTERIOR DURING DAYLIGHT HOURS AND EMITS LIGHT WHEN ILLUMINATED AT NIGHT. THERE ARE THREE CUPOLA SIZES AVAILABLE.

THE TRANSPARENT MULTI-WALL POLYCARBONATE PANELS ARE AVAILABLE IN WHITE OPAL (STANDARD), CLEAR, BRONZE OR SOLAR CONTROL.

LANTERN CUPOLA APPLICATION:
 60" LANTERN CUPOLA IS RECOMMENDED FOR LTN SIZES LESS THAN 32'.
 96" LANTERN CUPOLA IS RECOMMENDED FOR LTN SIZES 32' TO LESS THAN 48'.
 120" LANTERN CUPOLA IS RECOMMENDED FOR LTN SIZES 48' AND LARGER.

SHELTER MODEL:

DB-51: 24MR LANTERN HEXAGON STEEL SHELTER COLLECTION

poligon[®]

www.poligon.com
 616-399-1963
 PORTERCORP, 4240 N. 136th AVE,
 HOLLAND, MI 49424

PORTER CORP.
 A PLAYCORE Company