



Lower Cost
Reduces Tip Over
Aesthetically Pleasing

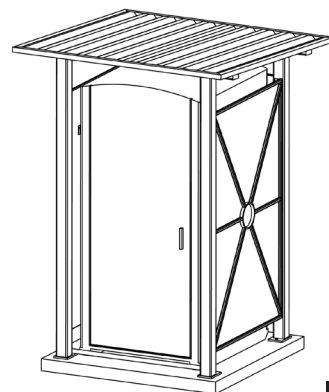
Options Available:

■ Primary Options:

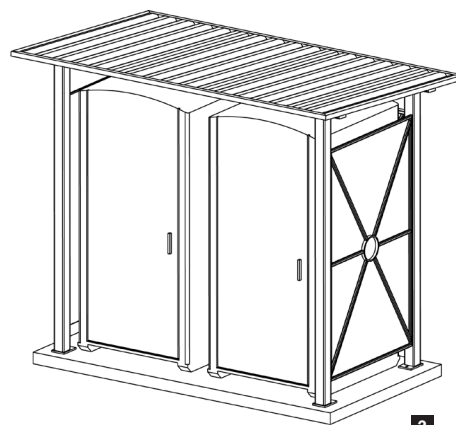
- Frame available in 34 colors
- Roof available in 25 colors
- Size - Single, Double, Handicap

■ Anchor System:

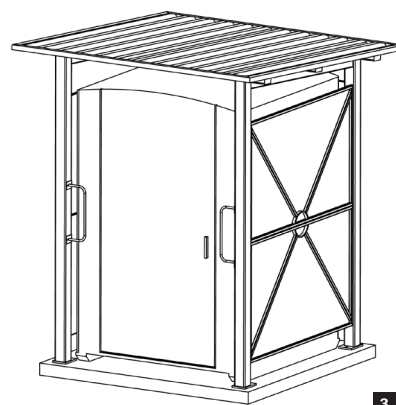
- Surface mount



1



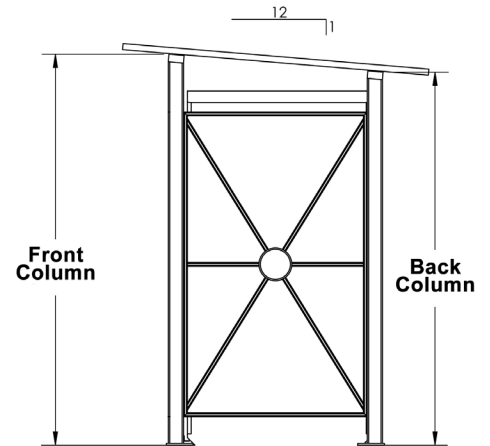
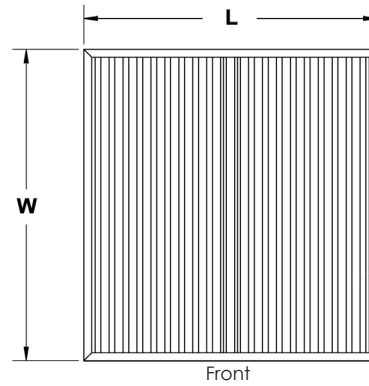
2



3

- 1 Single Privacy Shelter
- 2 Double Privacy Shelter
- 3 Handicap Privacy Shelter

See reverse for sizes



Standard Sizes	Single	Double	Handicap
Width - W	6'- 8 5/16"	6'- 8 1/2"	8'- 1/16"
Length - L	6'- 3 11/16"	10'- 6 1/8"	7'- 6 1/8"
Front Column Height	8'- 6 11/16"	8'- 6 11/16"	8'- 8"
Back Column Height	8'- 2"	8'- 2"	8'- 2"