


# Lantern Series

'Lantern' – An open or windowed structure on the roof of a building or the upper part of a tower of the like, to admit air and light - Webster

The Lantern Shelter is a distinct new product from Poligon, a shelter that combines a hexagon structure with a unique faceted translucent cupola. The cupola has an open base so it is ventilating, or the base can be closed to prevent airflow.

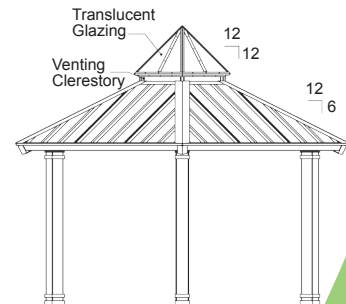
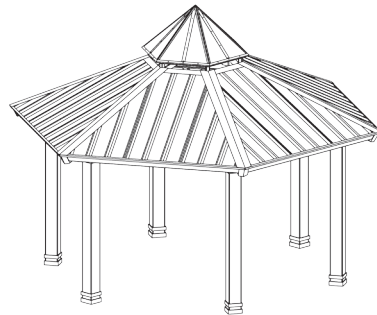
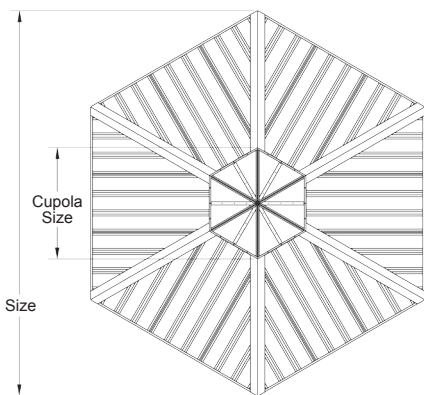
Super tough multi-wall polycarbonate panels provide glare free lighting to the interior of the shelter during the daylight hours and, with shelter interior lighting, provide a soft glow during night time hours.



## Cupola Features

- Available opacity:
  - Clear - 80% light transmission
  - Bronze - 35% light transmission
  - Opal White - 35% light transmission
- Venting or non-venting
- Weather and UV resistance
- Blocks virtually all UV radiation
- Excellent structural durability
- Lightweight and impact resistant

BIN	Size	Roof Pitch	Cupola Pitch	Cupola Size	Clearance	Square Feet
LTN	16'	6:12	12:12	5'	7'-6"	166
LTN	20'	6:12	12:12	5'	7'-6"	260
LTN	24'	6:12	12:12	5'	7'-6"	374
LTN	28'	6:12	12:12	5'	7'-6"	509
LTN	32'	6:12	12:12	7'	7'-6"	665
LTN	36'	6:12	12:12	7'	7'-6"	842
LTN	40'	6:12	12:12	7'	7'-6"	1039
LTN	48'	6:12	12:12	7'	7'-6"	1496
LTN	58'	6:12	12:12	9'	7'-6"	2185
LTN	64'	6:12	12:12	9'	7'-6"	2660



# poligon®

4240 North 136th Avenue • Holland, MI 49424  
 T- 616.399.1963 • F- 616.399.9123 • E- info@poligon.com

WWW.POLIGON.COM